



SERV OBN – Hospital Familiarisation Royal Berkshire Hospital (RBH)



Address:	London Road Reading RG1 5AN
Main Hospital No:	0118 322 5111
Pathlab Contact No:	Dial above then ask them reception to Bleep 298 (See Special Instructions below)
Routes Included:	John Radcliffe Hospital to Royal Berkshire Hospital (JR to RBH) For alternate routes see RBH From Other Locations
Special Instructions:	Samples, other than from Care Homes, can be left in the sample drop off box. Take a picture noting date and time of delivery. In the case of Care Home and Urgent Samples, or Blood and/or Platelet boxes call the hospital and bleep Path Lab and ask them to collect



To get to Royal Berkshire Hospital (RBH) from JR follow the sat nav route (in Trip Planner) from John Radcliffe (JR) to RBH. For routes in from other locations see file RBH from Other Locations

Leave JR and turn left on B4496 Hedley Way

Continue to traffic light at the junction with A420 Headington Road

Turn left and continue on Headington Road to roundabout

Take 4th exit to A4142 Eastern By-Pass Road, straight over Littlemore roundabout

Keep in left lane marked A4074 to traffic light

Take 2nd exit (first goes to Sainsbury Superstore) to A4074 to Reading

Straight over 3 roundabouts (Golden Balls, Berinsfield Road, Shillingford)

At fourth roundabout (Elm Bridge) take 3rd exit (2nd Exit to BP Fuel & McDonalds)

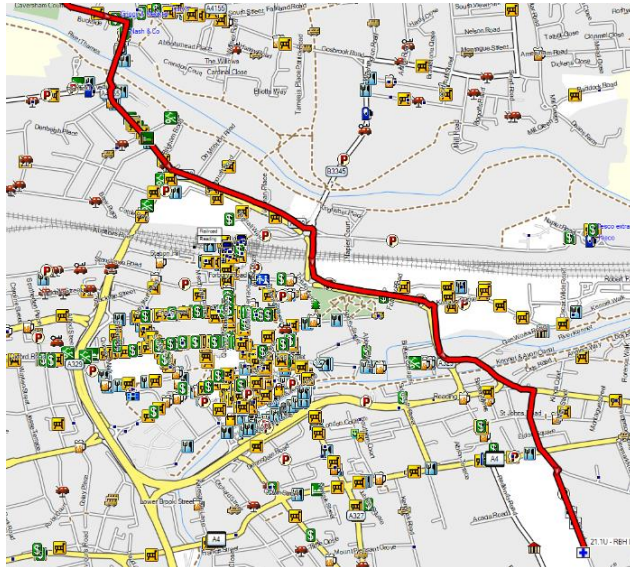
At next roundabout take 3rd exit to continue on A4074 Port Way (2nd exit is A4130)

At next roundabout (Mongewell) take 1st exit to continue on A4074 to Reading


Follow A4074 into Caversham and traffic light at junction with A4155 Bridge Street

Turn right on to Bridge Street

/continued.....



We will pick up the street level view of this route as we approach the traffic light and right turn onto A4155 Church Street in Caversham



At traffic light turn right onto A4155 Bridge Street



Continue over Caversham Bridge, road name changes to Caversham Road




At roundabout take 2nd exit to continue on A4155 Caversham Road




Continue on A4155 Caversham Road



At roundabout keep straight on to A329 Vastern Road



Continue on A329 Vastern Road past Train and Bus Station on right




At next roundabout take 3rd exit to follow A329 Vastern Road under railway



Continue on A329 Vastern Road under railway bridge (Signposted to M4 East)



At next roundabout keep left to follow the A329 Forbury Road



At next roundabout turn right to follow A329 Forbury Road



At traffic light keep left to follow A329 as it joins Kings Road and the one way system



Keep on A329 Kings Road but start to move to right lane before first traffic light



At 1st traffic light go straight on while remaining in 3rd lane




At 2nd traffic light take 3rd (right) lane filter to Eldon Road




Blink and you will miss it!!



At traffic light be in left lane and then go straight over the A4 London Road into Craven Road. Just before the light you will see the first sign to the hospital



Move to right lane for next roundabout, take 2nd exit to continue on Craven Road following 2nd sign to hospital. They really don't want you finding this place!



Passing RBH main entrance on your right you will notice tall chimney in the distance
This is your guide in as the entrance we use is just after the chimney



Take the first entrance C7 on the right which is the first entrance after the chimney.



The SPECIMEN DROP OFF POINT is clearly marked to the rear of the parking area above the door



Park as close to the door as you can trying not to block traffic. You will be in sight of the vehicle as you drop off so you can generally park anywhere to the left as these bays are for staff parking.



The entrance and sample drop off are highlighted

Royal Berkshire Hospital - Reading

Royal Berkshire NHS Foundation
Trust
London Road
Reading
RG1 5AN



This is the address of the hospital in case you are using your own vehicle, the sample drop off slot is highlighted. The delivery procedures for samples and boxes follows

SAMPLES (EXCLUDING CARE HOME SAMPLES) DELIVERY PROCEDURE:

Samples, from sources except Care Homes, can be dropped in the slot identified in the picture above without the need to disturb the Bloodbank staff to take delivery. See below for Care Home and other deliveries.

We **MUST** have a proof of delivery for which you need to do as follows:

1. Take a photograph on your phone of the sample as you place it in the slot shown in the picture below. If possible, ensure that the label is in view. Keep the photo for 30 days in case it is needed to prove delivery. **DO NOT SEND PHOTO TO THE CONTROLLER UNLESS REQUESTED TO DO SO.**
2. In the delivery section of your receipt write that a photograph was taken specifying the date and time as usual. That way it will be easier to find if we are asked to prove receipt in the future.

NOTE: These steps are required to ensure we have an end-to-end audit trail. If for any reason you cannot follow either of these steps, or you are delivering something other than a sample, then you will need to apply the normal procedure (see below) which is to call the RBH Bloodbank and ask for a Technician to collect the package remembering to write their name on your receipt.

WARNING: DO NOT ATTEMPT TO PHOTOGRAPH NHS STAFF

CARE HOME & URGENT SAMPLES, BLOOD/PLATELET/PLASMA BOXES

1. Call RBH on 0118 322 5111
2. Bleep 298 for the Bloodbank and stay on the line
3. When the Bloodbank answers ask for a Path Lab Technician to collect the package
4. There is a door to the right of the "Specimen Drop Off Point". A member of staff will meet you there.





Depart back into Reading to A329 & A4