



## SERV OBN – Hospital Familiarisation Witney Community Hospital (WCH)

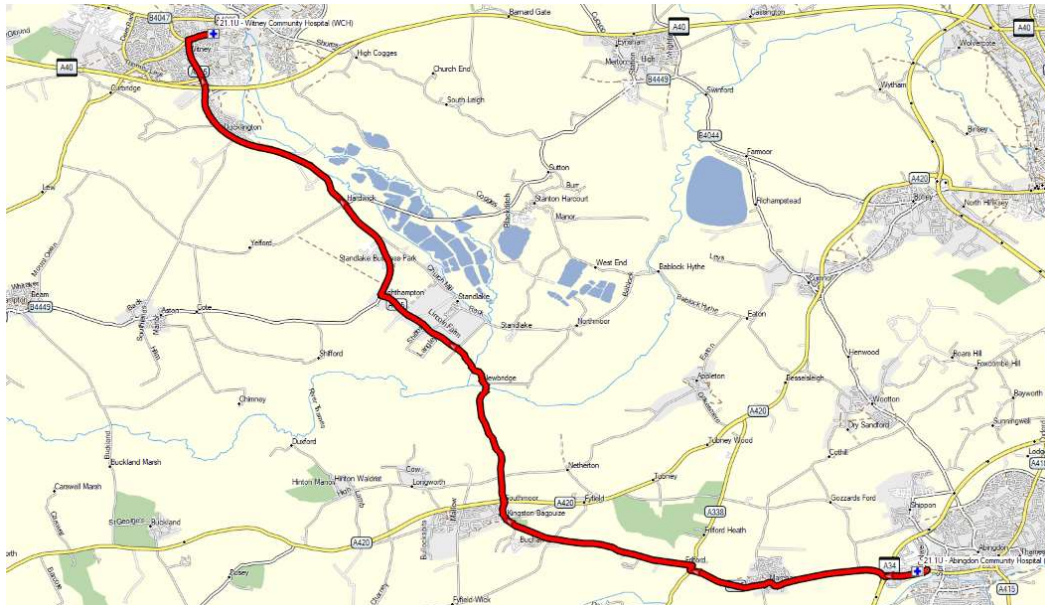


**Address:** Welch Way,  
Witney,  
OX28 6JJ

**Main Hospital No:** 01865 903841 or 903796

**Routes Included:** Abingdon Community Hospital to Witney Community Hospital (ACH - WCH)  
Witney Community Hospital to John Radcliffe Hospital (WCH – JR)

**Special Instructions:** Collect from the Minor Injuries Unit



For the purpose of showing the approach to Witney Community Hospital the route from Abingdon Community Hospital is used. It is likely that a Community Hospital Rider will live in the area of one of these two hospitals so may choose to arrive from a variety of different directions.

Leaving Abingdon Community (ACH) you are required to turn left on the A415. At the first roundabout do a U turn and follow the A415 back past ACH.

At the next two roundabouts take the 2<sup>nd</sup> exit (straight on) still following the A415. The second roundabout is the junction with the A34.

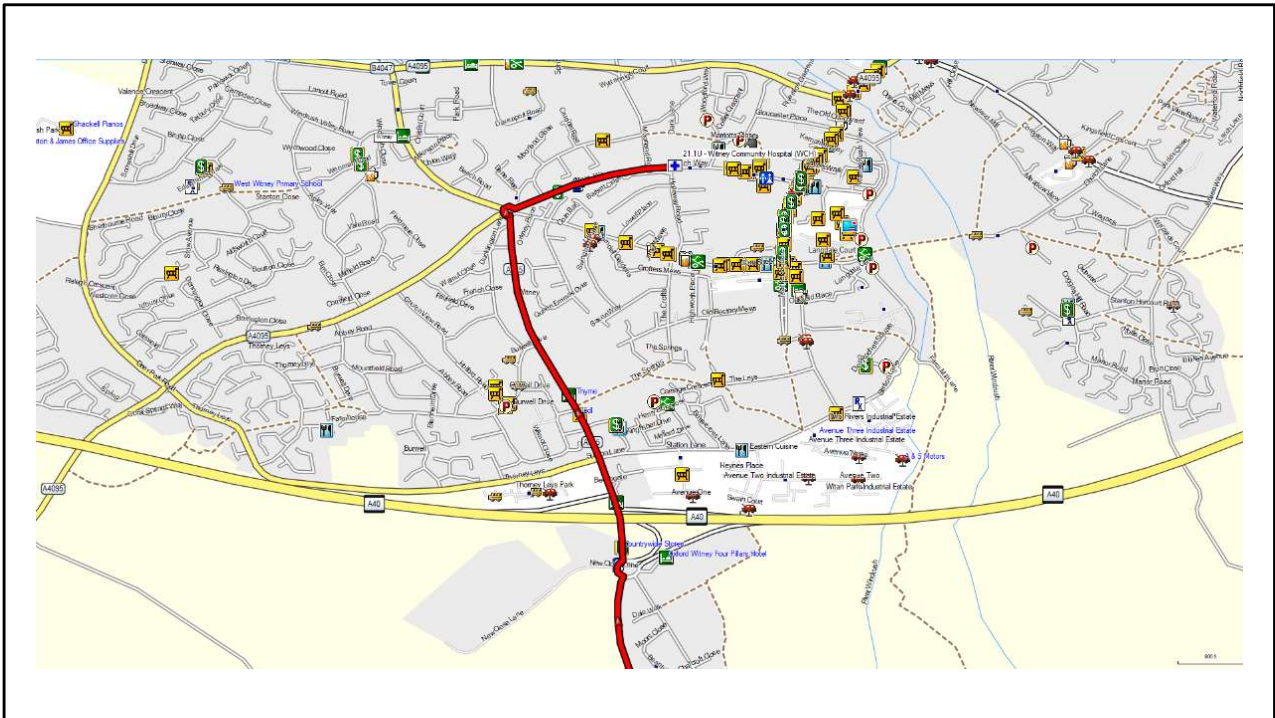
Follow the A415 through Marcham village until you reach the lights at Frilford and the Shell garage on the right. This is the junction with the A338.

To continue on the A415 you need to turn right at the lights then immediately left at the next light.

At the next two roundabouts take the 2<sup>nd</sup> exit (straight on) still following the A415. The second roundabout is the junction with the A420.

Continue on the A415 until you reach the next roundabout at the end of the Ducklington bypass. There is a Shell garage on your left. This is where we pick up the route in pictures

/continued.....



We will pick up the street level view of this route as we approach the Ducklington roundabout at the junction with the A40



At the roundabout take the 2<sup>nd</sup> exit (straight) continuing on the A415





Take 2<sup>nd</sup> exit to continue on A415, keep Shell garage to your left



Continue on A415 to Witney



Continue straight under the A40 to the traffic light





At the traffic light keep straight on the A415 keeping B&Q to your left and follow the A415 to the second set of lights






At the second traffic light continue straight following the A415



Keep straight on the A415 passing McDonalds to the next roundabout



At the roundabout take the 3<sup>rd</sup> exit towards Parking, the Town Centre and the College. On the second sign you can see the Hospital marked





Take the 3<sup>rd</sup> Exit into Welch Way





Take the 3<sup>rd</sup> exit into Welch Way




Continue on Welch Way past the Shell Garage on your right




The entrance to the Hospital Car Park is to the left directly opposite the Witney Police Station circled in the picture






Enter the car park





Enter the car park then turn left and park in front of the Main Hospital Entrance

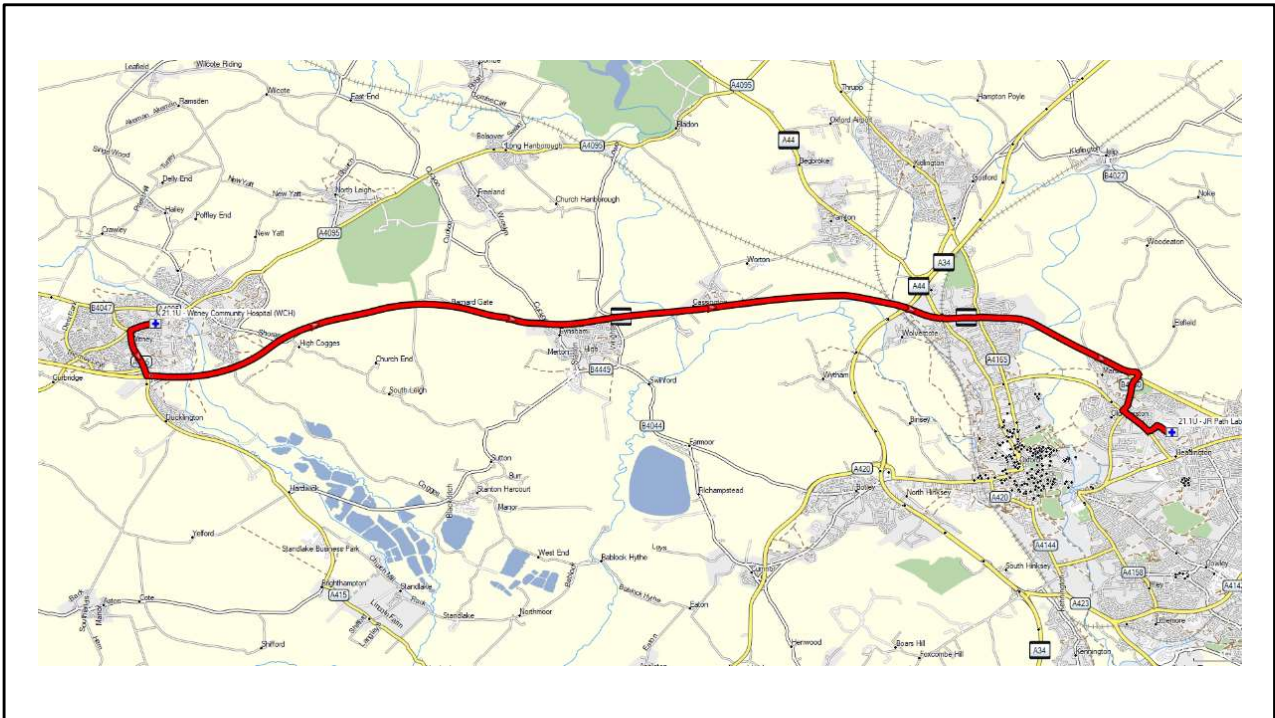


Park either in the areas marked by red circles if using a charity motorcycle or in the designated parking if using a 4 wheeled vehicle. Be careful not to block Ambulance access.



Enter the hospital via the either entrance, however the side entrance is normally open later than the front entrance. Straight on and turn left after second glass door into Minor Injuries (MI) waiting area. Reception on left wall as you enter. (Sample Box - Boxes to be collected in front of glass screen). Toilets on your right

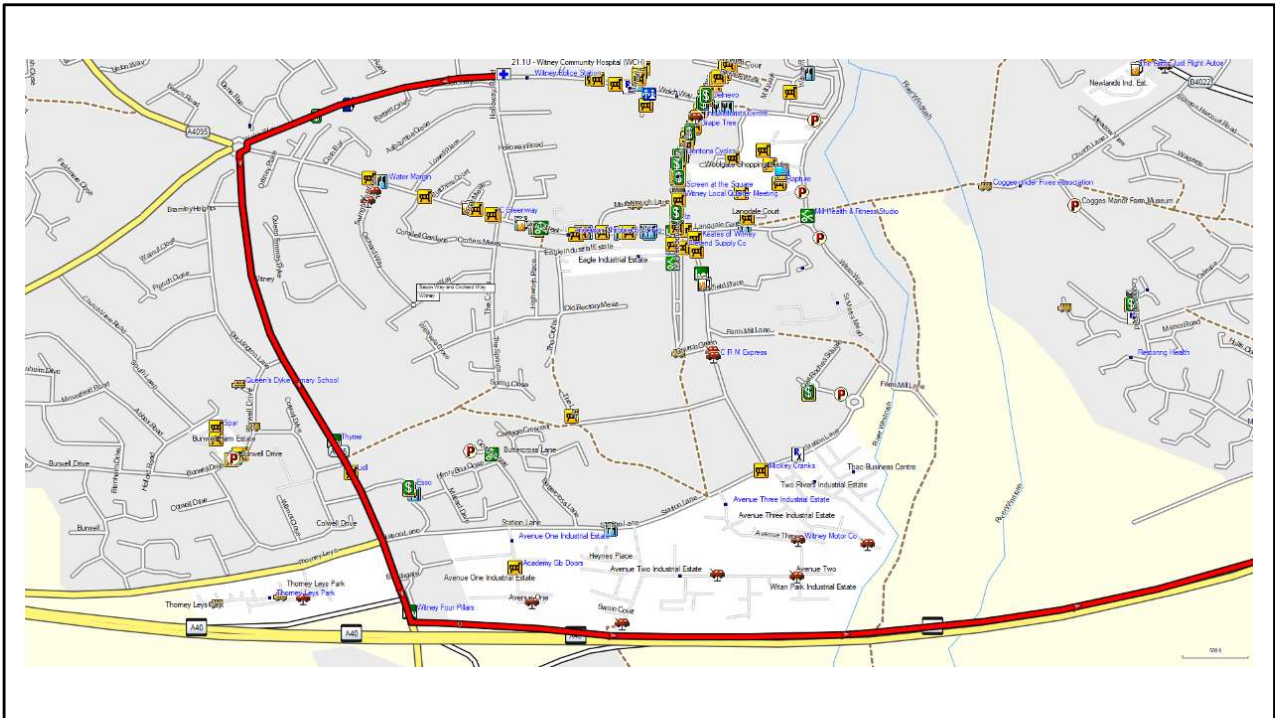





When leaving WCH for JR the above route is the preferred one. This avoids the traffic in Witney Town Centre. It follows the route in from Abingdon back to the A40.

/continued....





Exit from the hospital and turn right. We now pick up this route back to the A40 in street level pictures.



Turn right on Welch Way keeping the Witney Police Station on your left



At the round about take the 2<sup>nd</sup> exit to A415 Abingdon and Standlake



Take the 2<sup>nd</sup> exit to Ducklington Lane





Take the 2<sup>nd</sup> exit to Ducklington Lane



Follow the A415 through two sets of traffic lights until you can see the A40 overpass ahead of you circled in red



After the first traffic light get into the left lane marked A40E





Stay in the left lane and feed onto the A40. Follow the A40 all the way to Oxford and the Wolvercote Roundabout.



As you approach the Wolvercote roundabout you will see the sign circled. Follow the signs to London to get to JR  
Please now go to the file JR From North Approach to complete the run into JR.