

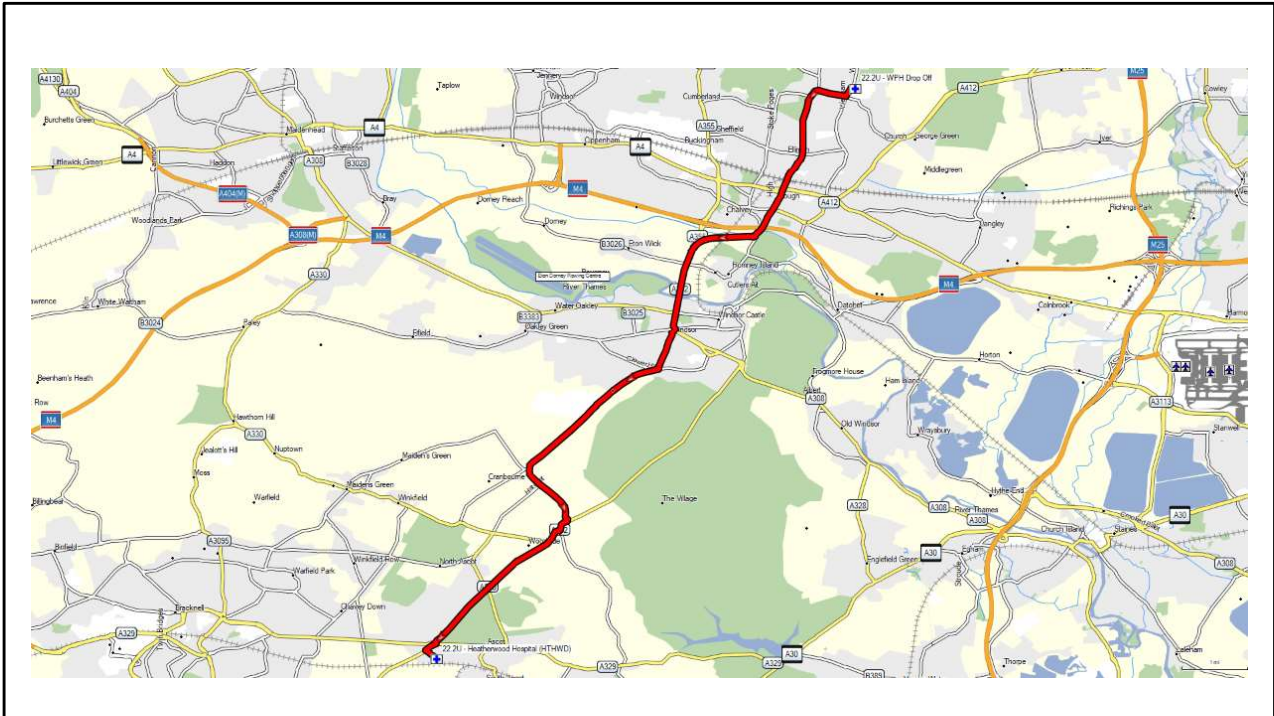


## SERV OBN – Hospital Familiarisation Heatherwood (HTHWD)



- Address:** Brooke Avenue,  
Ascot  
SL5 8GB
- Sat Nav:** Use SL5 7SG
- Main Hospital No:** 0300 614 5000 then press 1 for WPH and HTHWD then 3 for switchboard
- Path Lab Contact No:** In reception at Heatherwood use phone on desk to dial 7411 to contact a porter who will receive the consignment. If no reply call the main hospital number and have them beep the porter at Heatherwood. (Identify which hospital to Operator)
- Routes Included:** Wexham Park Hospital to Heatherwood Hospital (WPH to HTHWD)
- Special Instructions:** Park in either the Ambulance area or drop zone immediately adjacent to the entrance

04 April 2022



To get to Heatherwood Hospital (HTWD) from Wexham Park Hospital (WPH) follow the sat nav route (in Trip Planner) from WPH to HTHWD.

Leave WPH and turn left on Wexham Street. Continue to roundabout and take 3<sup>rd</sup> exit (right) onto Stoke Green

At next roundabout take 1<sup>st</sup> exit (left) on to B416 to Slough. Continue on B416 all the way to the junction with the A4 just beyond the Station.

Cross over the A4 and continue straight. The road name changes to A332 as it crosses the A4 Continue on the A332 under the M4 just after McDonald's Slough on your right

After the flyover take the 2<sup>nd</sup> exit (right) at the roundabout, continue on A332 towards Windsor Continue on the A332 as it merges with the A355 this becomes the Windsor and Eton Relief Road and has a great view of Windsor Castle to your left as you cross the Thames.

Remain on the A332 until it reaches the next roundabout. Take the 3<sup>rd</sup> exit (straight) on to the B3175 towards Legoland

Continue on B3175 until the T junction at the traffic lights. Turn right to join the B3022 following the signs to Legoland and Ascot Racecourse

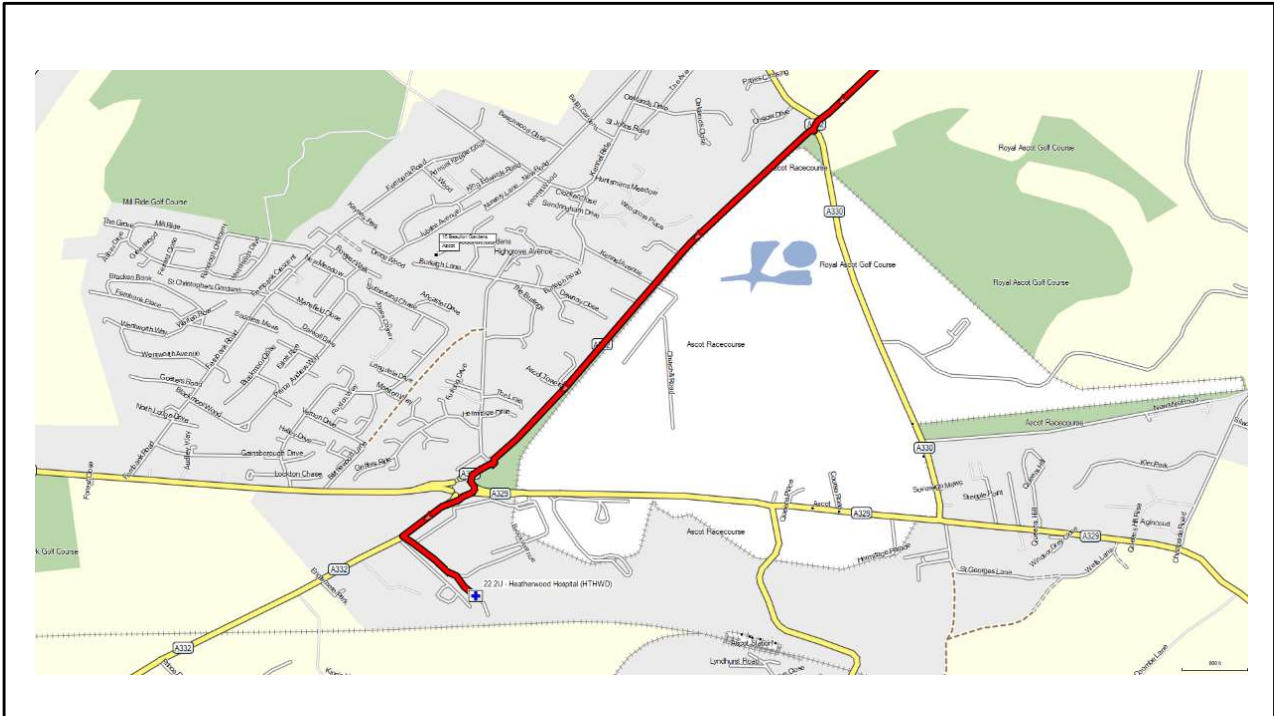
Follow the B3022 passing Legoland by going straight over the roundabout

At the next roundabout take the 1<sup>st</sup> exit (straight) onto the B383

At the next roundabout (the "Peanut" roundabout) take the 3<sup>rd</sup> exit (straight) onto the A332 again towards Ascot & Ascot Racecourse

Continue on the A332 past Ascot Racecourse on your left until you reach a small roundabout just before the roundabout junction with the A329.


/continued.....



We will pick up the street level view of this route as we approach the small roundabout just before the junction with the A329




Continue on past Ascot Race Course (entrance 1 circled) and take the 1<sup>st</sup> exit (straight) over the roundabout




At the next roundabout there are few signs to guide you initially. The NHS sign is circled but there is no guarantee that will still be there. The War Horse memorial statue in the middle of the island, with the series of concrete balls might be a more permanent guide. The Old Hospital was to the left but the new on is straight on at this roundabout. There are new signs and the pictures will be updated soon.



Follow the road round the roundabout, keeping to the left lane past the concrete balls.



Exit the roundabout still following the A322 and M3. There is a new sign for the hospital on the same post.

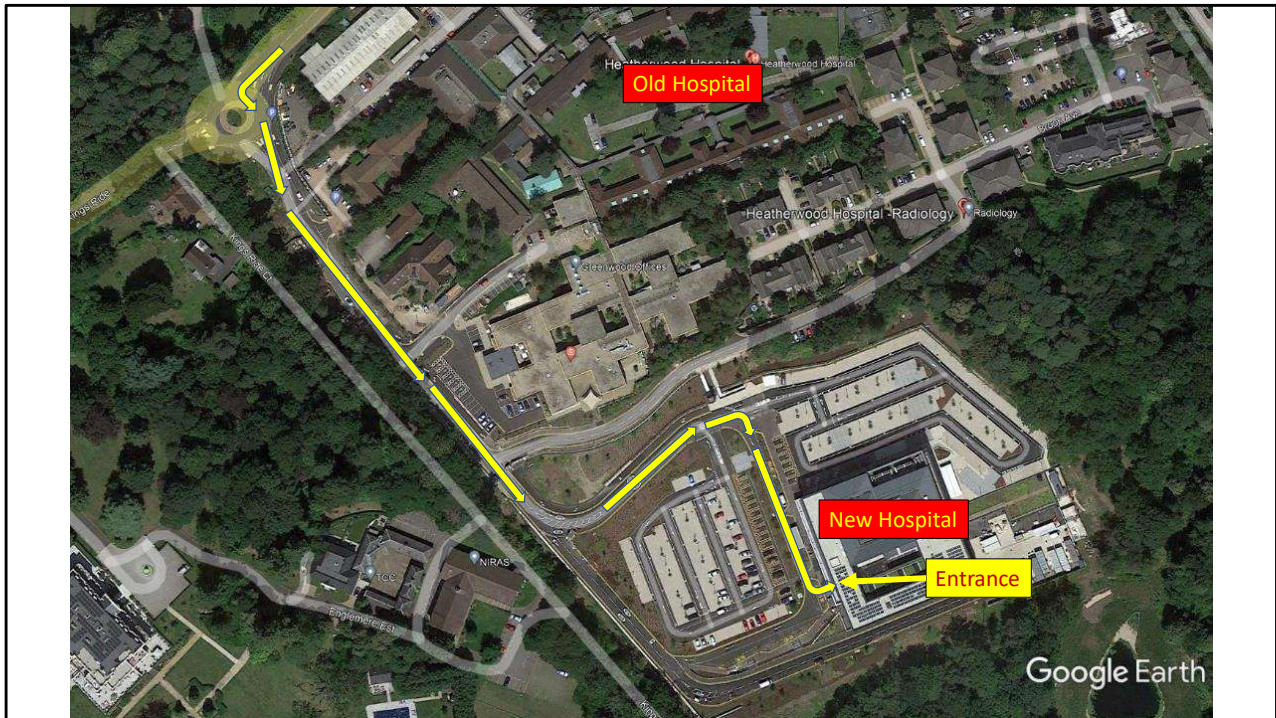


Continue on to the next roundabout and exit left, The new Hospital is signed.





Follow the road around until you see the New Hospital at your 10 o'clock. The road leads you round in front of the building and past the Main Reception. There is parking for drop off , Ambulance and Buses. The car park itself has barriers and is chargeable.



#### Directions to Main Entrance

Enter hospital via roundabout at top of picture. Follow road all the way round to the main entrance. Park in either the Ambulance area or drop zone immediately adjacent to the entrance. From reception either ask the receptionist to call you a porter or call extension 7411 and ask the porter to collect the package. They will sign for the package and take it to the path lab which is generally unmanned overnight.