



## SERV OBN – Hospital Familiarisation Wexham Park Hospital (WPH)



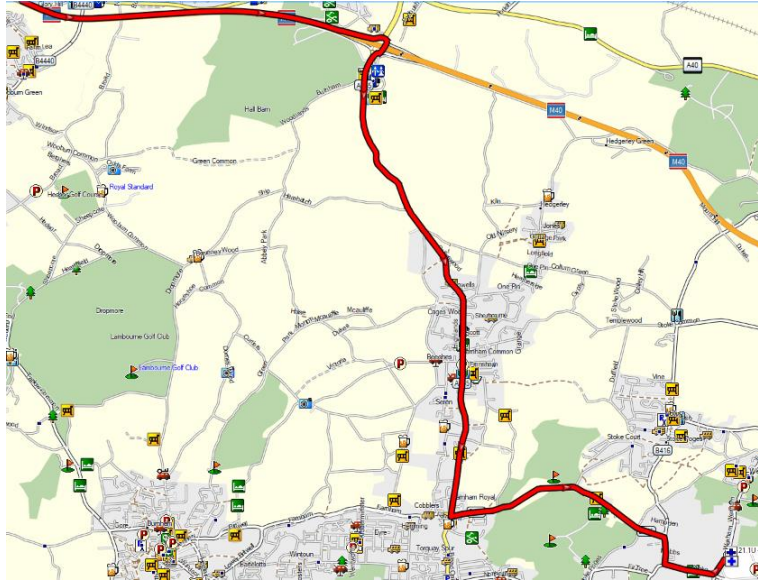
<b>Address:</b>	Entrance 2 Wexham Street Slough Berkshire SL2 4HL	
<b>Main Hospital No:</b>	0300 614 5000	then press 1 for WPH then 3 for switchboard
<b>Path Lab Contact No:</b>	0300 615 1008	or Dial 0 from phone near Path Lab door, ask for Operator, then ask them to page the Duty Haematologist to collect a package from SERV OBN
<b>Routes Included:</b>	John Radcliffe Hospital to Wexham Park Hospital (JR to WPH)	
<b>Special Instructions:</b>	Park in the 30 minute drop off area outside the main entrance adjacent to the bus stop	



To get to Wexham Park Hospital (WPH) from JR follow the sat nav route (in Trip Planner) from John Radcliffe (JR) to WPH.

- Leave JR and turn left on B4496 Hedley Way
- Continue to traffic light at the junction with A420 Headington Road
- Turn left and continue on Headington Road to roundabout
- Take 3<sup>rd</sup> exit to A40 London Road
- Continue on the A40 until it merges with the M40 at Junction 8
- Remain on the M40 until exit at Junction 2 to Beaconsfield Services

/continued.....



We will pick up the street level view of this route as we approach the exit ramp of M40 J2 to Beaconsfield Services




Keep in the left lane as you approach M40 J2 signposted to A355 Beaconsfield, Amersham and Slough. We will be heading towards Slough



Move to the left lane ready to exit onto the J2 ramp



As the ramp splits into two lanes keep to the right hand lane, ready to turn right at the roundabout



As the lanes split again you can take either of the two right hand lanes. The 3<sup>rd</sup> lane also leads to Beaconsfield Services where there is BP fuel and refreshments if you are not carrying product



At roundabout follow your lane round to the 3<sup>rd</sup> exit





As you approach exit 3 towards Slough you can take either lane but be aware that all traffic going to Beaconsfield Services will be in the inside lane. Hopefully it won't be foggy when you do this trip!


(Actually it's the camera that was faulty, the view to the rear was perfect)



Continue South on A355 until you reach the double roundabout. Take the 1<sup>st</sup> exit (left) on to the B416 to Stoke Poges



At the first roundabout take the 1<sup>st</sup> exit (left) to the B416 Park Road. The B416 is not well lit at night.




Follow the B416 Park Road to the Stop sign at T junction. Turn right following the sign to Wexham Park Hospital which is still the B416 but now called Grays Park Road



At next roundabout take the 1<sup>st</sup> exit (left) to Wexham/George Green



Turn left on to Stoke Green



Continue to next roundabout and take 1<sup>st</sup> exit (left) onto Wexham Street following signs to Hospital



Continue on Wexham Street until you reach entrance 2. Turn right into Wexham Park Hospital

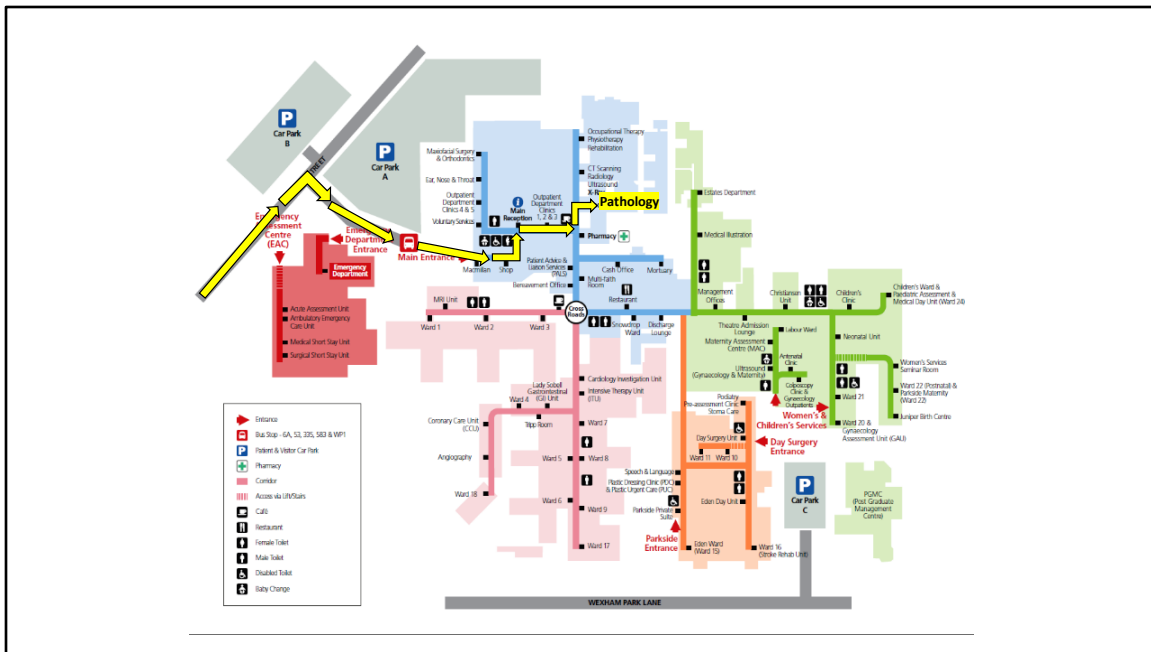




Keep left of the traffic island and head towards the main entrance.



Park in the waiting zone on the left and enter the hospital through the main entrance.



After parking near the bus stop, in the waiting zone, walk through the main doors then bear left to 11 o'clock, past the main reception desk on your left, to follow the corridor to the crossroads outside the Pharmacy. Turn left and the Blood Test area is on your right in about 20 metres. Pathology is accessed via a door to the left of the Blood Test reception desk.