

**SERV OBN - 2021 Care Home Nurses Contact Numbers**

<b>Area</b> ▼	<b>Nurse</b> ▼	<b>Mobile Phone</b> ▼
Newbury	Emma Tompkins	07789 504572
Newbury	Mandy Waldon	07717 507387
Newbury	Sue Mundy	07766 473237
Reading	Various	07900 364206
Wokingham	Various	07824 456216

## SERV OBN - 2022 Care Home Details

Area	Care Home	Address	Postcod	Phone	Comments
Newbury	Argyles, The	Pound Street, Newbury	RG14 6AE	01635 551166	
Newbury	Bayford House	Rookwood, Stockcross, Newbury	RG20 8LB	01488 757972	
Newbury	Birchwood	26 Birchwood Road, Newbury	RG14 2PP	01635 33967	
Newbury	Broadmead	Broadlayings, Woolton Hill, Newbury	RG20 9TS	01635 253517	
Newbury	Donnington Care Home	Wantage Road, Donnington, Newbury	RG14 3BE	01635 521272	
Newbury	Enbridge	Church Lane, Woolton Hill, Newbury	RG20 9XQ	01635 254888	
Newbury	Falklands Grange Care Home	Monks Lane, Newbury	RG14 7RW	01635 926900	
Newbury	Newbury Grove (formerly Gracewells)	370, London Road, Newbury	RG14 2QH	01635 916046	
Newbury	Holly Grange	Cold Ash Hill, Cold Ash, Thatcham	RG18 9PT	01635 864646	
Newbury	Hungerford Nursing Home	Wantage Road, Newtown, Hungerford	RG17 0PN	01488 853308	
Newbury	Newdale Court	Rookwood, Stockcross, Newbury	RG20 8LB	01488 757972	
Newbury	Notrees	10 High Street, Kintbury	RG17 9TW	01488 658332	
Newbury	Thatcham Court	Chapel Street, Thatcham	RG18 4QL	01635 873834	
Newbury	Walnut Close	Bath Road, Thatcham	RG18 3GF	01635 587810	
Newbury	Willows Edge	Hutton Close, Newbury	RG14 1HJ	01635 45252	
Newbury	Winchcombe	Maple Crescent, Newbury	RG14 1LN	0333 321 1923	
Reading	Abbeyfield House	11 Maitland Road, Reading	RG1 6NL	0118 957 2826	
Reading	Beacher Hall Care Home	42 Bath Road, Reading	RG1 6PG	0118 321 3822	
Reading	Braeburn Lodge	Bath Road, Beenham, Reading	RG7 5JB	0118 930 6469	
Reading	Florence House	16-22 Westcote Road, Reading	RG30 2DE	0118 959 0684	Previously Jasmine. CAUTION: Small drive, no room to turn. Suggest park on road
Reading	Lakeside Care Home	25 Whiteknights Road, Reading	RG6 7BY	0118 338 3868	
Reading	Lifecare Corporation	31 Cressingham Road, Reading	RG2 7RU	0118 986 8944	CAUTION: Gravel drive in half circle. Suggest park on road
Reading	Moorlands Rest Home	987 Oxford Road, Reading	RG31 6TN	0118 942 7522	CAUTION: No parking on street, delivery entrance probably at rear through drive in Carlisle Road
Reading	Mulberry House	155A Wokingham Road, Reading	RG6 1LP	0118 926 1544	
Reading	Navara Lodge	1009 Oxford Road, Reading	RG31 6TL	0118 942 4692	CAUTION: Sharp upward sloping drive, parking spaces tilt to left. Suggest park facing uphill
Reading	Northcourt Lodge Nursing Home	65 Northcourt Avenue, Reading	RG2 7HF	0118 987 5062	
Reading	Parkside House Nursing Home	Parkside Road, Reading	RG30 2DP	0118 321 8074	
Reading	Parsons Grange	Westall Street, Shinfield, Reading	RG2 9AU	0118 321 1569	NOTE: Entrance is 100 yards down unnamed new road off Westall Street on the left
Reading	Pembroke Lodge	32 Alexandra Road, Reading	RG1 5PF	0118 941 4200	
Reading	River View Care Centre	Rodway Road, Reading	RG30 6TP	0118 911 1050	NOTE: Upward sloped drive leading to large flat car park
Reading	Shinfield View	School Green, Shinfield, Reading	RG2 9EH	0118 914 5506	
Reading	St Luke's & The Oaks	Marshland Square, Reading	RG4 8RP	0118 214 2813	
Reading	The Boltons	2-4 College Road, Reading	RG6 1QD	0118 926 1712	
Reading	The Hollies Nursing Care Home	Reading Road, Burghfield Common, Reading	RG7 3BH	0118 402 7776	CAUTION: Gravel drive in half circle. Use small hardstanding at both Entrance and Exit
Wokingham	Abbeyfield	Woodward Close, Winnersh, Wokingham	RG41 5NW	0118 977 4246	New construction. Park in motorcycle bay on left, entrance through security gate to right of M/C bays
Wokingham	Alexandra Grange	Molly Millars Lane, Wokingham	RG41 2RU	0118 912 3210	Entrance at rear of property in Oaklands Road
Wokingham	Austen House	Kilnsea Drive, Lower Earley	RG6 3UJ	0118 911 3018	Entrance on Hombeam Drive, follow car park round. Care Home entrance at end of car park
Wokingham	Belamie Gables	210 Hyde End Road, Spencers Wood, Reading	RG7 1DG	0118 988 3417	CAUTION: Deep gravel. Park motorcycles on hard standing and walk to white house
Wokingham	Bridge House Nursing Home	64 High Street, Twyford	RG10 9AQ	0118 934 0777	CAUTION: Sloping drive with light gravel surface. Suggest park motorcycle outside entrance
Wokingham	Down Lodge	11 Sturges Road, Wokingham	RG40 2HG	0118 978 6484	
Wokingham	Glebelands Care Home	Woolf Drive, Wokingham	RG40 1DU	0118 974 3260	Enter through arch to Glebelands House
Wokingham	Lord Harris Court	Mole Road, Sindlesham, Wokingham	RG41 5EA	0118 978 7496	Keep to right of adjacent Masonic Lodge. CAUTION: Extensive building work to right of courtyard
Wokingham	Lovat House	6 Crescent Road, Wokingham	RG40 2DB	0118 978 6750	
Wokingham	Murdoch House	1 Murdoch Road, Wokingham	RG40 2DL	0118 911 7010	
Wokingham	Suffolk Lodge	18 Rectory Road, Wokingham	RG40 1DH	0118 979 3202	Entrance opposite Waitrose. CAUTION: Tree root on left of driveway
Wokingham	Sunrise	Old Bath Road, Sonning	RG4 6TQ	0118 207 2723	Care home is on service road adjacent to A4 Bath Road
Wokingham	The Berkshire Nursing Home	126 Barkham Road, Wokingham	RG41 2RP	0118 911 0915	Driveway in road works currently. Hard standing but tight to turn around
Wokingham	The Mount	School Hill, Wargrave, Reading	RG10 8DY	0118 940 2046	Entrance opposite school overflow carpark
Wokingham	Valerie's Rest Home	20 Ravenswood Avenue, Crowthorne	RG45 6AY	01344 761701	
Wokingham	Warren Lodge	Warren Lane, Finchampstead, Wokingham	RG40 4HR	0118 973 4576	CAUTION: Warren Lane unpaved beyond care home entrance
Wokingham	West Oak	Murray Road, Wokingham	RG41 2TA	0118 979 5100	CAUTION: Watch for barrier across driveway, entrance immediately to right after barrier
Wokingham	Wild Acres Care Home	440 Finchampstead Road, Finchampstead	RG40 3RB	0118 973 3670	Next to "Woodland 440a". CAUTION: Narrow drive, no turning room. Suggest park motorcycles on road
Wokingham	Woodbury House	Jouldings Lane, Farley Hill, Swallowfield	RG7 1UR	0118 911 1224	CAUTION: Use entrance driveway NOT Jouldings Lane. Continue 1/4 mile down drive past Little Foxes.




FLORENCE HOUSE (JASMINE HOUSE) – Reading – Reading Area



CAUTION: Small drive, limited turning circle – Suggest park on road



LIFECARE CORPORATION – Reading – Reading Area



CAUTION: Gravel drive, suggest park on road, DO NOT block wheelchair access



MOORLANDS REST HOME – Tilehurst – Reading Area



CAUTION: Unknown drive, suggest park on road pending contact with Manager


# NAVARA LODGE – Tilehurst – Reading Area



CAUTION: Upward sloping drive, suggest park uphill or reverse into parking bay



PARSONS GRANGE – Shinfield – Reading Area



NOTE: Sat Nav waypoint at yellow circle, Care Home entrance 100 yards on



# RIVER VIEW CARE CENTRE – Reading – Reading Area



NOTE: Sharp upward slope leading to large, flat car park



# THE HOLLIES NURSING CARE HOME – Burghfield Common – Reading Area



NOTE: Gravel drive in half circle. Use small hardstanding at both entrance and exit



BELAMIE GABLES – Spencers Wood – Wokingham Area



CAUTION: Park motorcycles in yellow circle - Don't ride into deep gravel



BRIDGE HOUSE – Twyford – Wokingham Area



CAUTION: Entire car park is light gravel with a slope. Suggest park motorcycles in yellow circle




# LORD HARRIS COURT – Sindlesham – Wokingham Area



CAUTION: Keep to right of Masonic Hall, and left of building site which spills over into courtyard of Care Home




WARREN LODGE – Finchampstead – Wokingham Area



CAUTION: Turn left into Warren Lodge, do not continue past entrance



# WEST OAK – Wokingham – Wokingham Area



CAUTION: Barrier! Turn right after barrier to Care Home entrance



# WILD ACRES CARE HOME – Wokingham – Wokingham Area



CAUTION: Narrow drive, no turning room before deep gravel. Suggest park motorcycles on road and walk



WOODBURY HOUSE – Farley Hill – Wokingham Area



CAUTION: Care Home ¼ mile down unnamed & unlit lane but well paved, NOT down Jouldings Lane